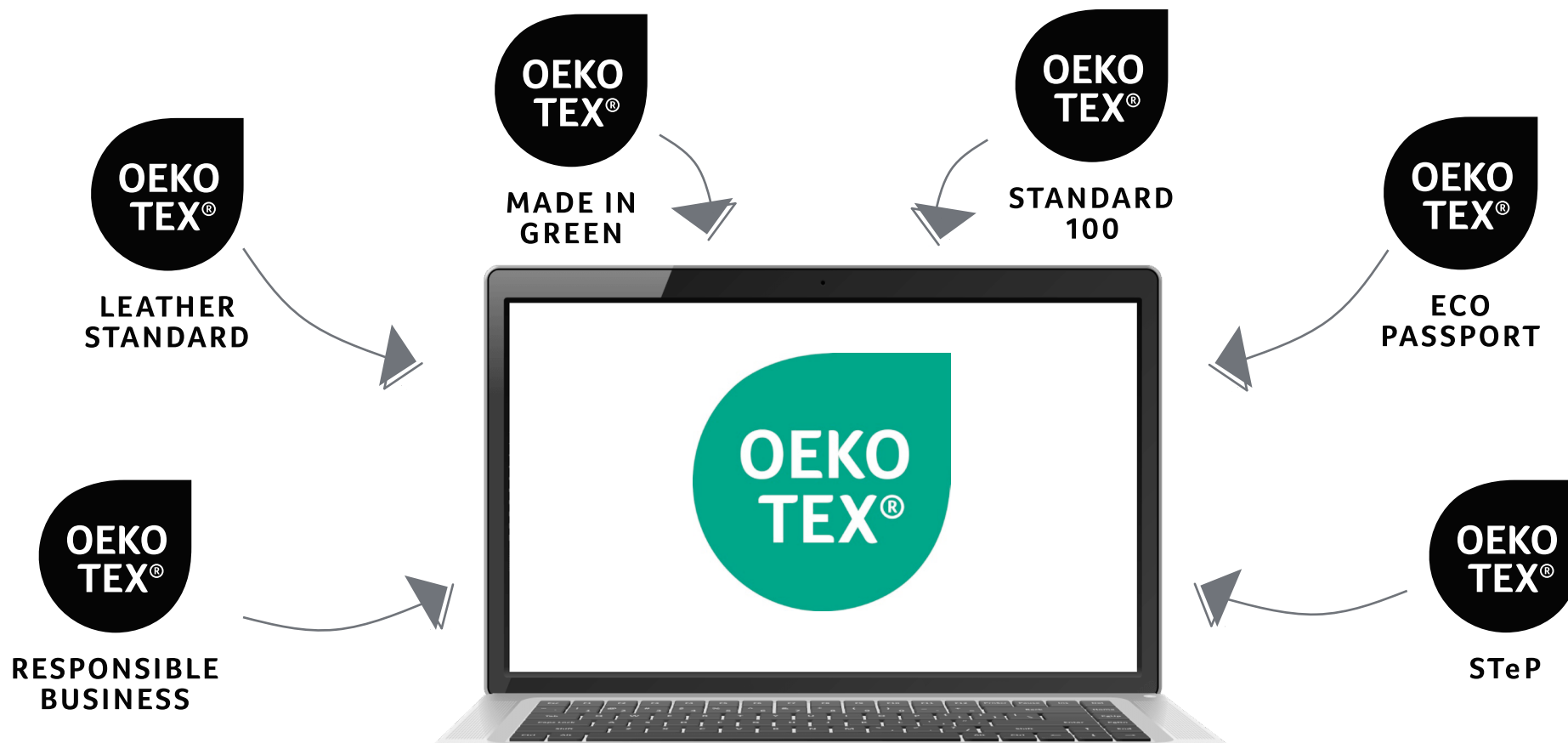


# Guía de compra de OEKO-TEX® y myOEKO-TEX®



HOHENSTEIN



# Guía de compra de OEKO-TEX®

## En línea. Global. Público. Libre.

> **14.500** empresas, a lo largo de las cadenas de suministro de textiles y cuero, con la etiqueta/certificación OEKO-TEX®

- Materias primas, accesorios, productos químicos
- Bienes de consumo
- Fabricantes

Compradores y consumidores buscados por

- Compañía
- Marca
- Tipo de certificado

Plataforma internacional para promover empresas con productos seguros para los humanos y el medio ambiente, incluidos

- Marca
- Sitio web

myOEKO-TEX® y oeko-tex.com sólo están disponible en inglés.



Home · Buying Guide

## OEKO-TEX® Buying Guide

Companies that want to consistently operate in a sustainable way depend on a network of suitable suppliers and reliable sources of materials. The OEKO-TEX® Buying Guide supports you in the selection of reliable cooperation partners and in the sourcing of suitable raw materials. The online directory also offers end consumers the chance to find OEKO-TEX® labelled products.

Product / Company search Trademark searches

Full-text search

Enter search term ...

Certifications & Services

STANDARD 100 by OEKO-TEX®

Product level

Product level ...

Material

Material ...

Location

Location ...

Appendix

Annex ...

Product class

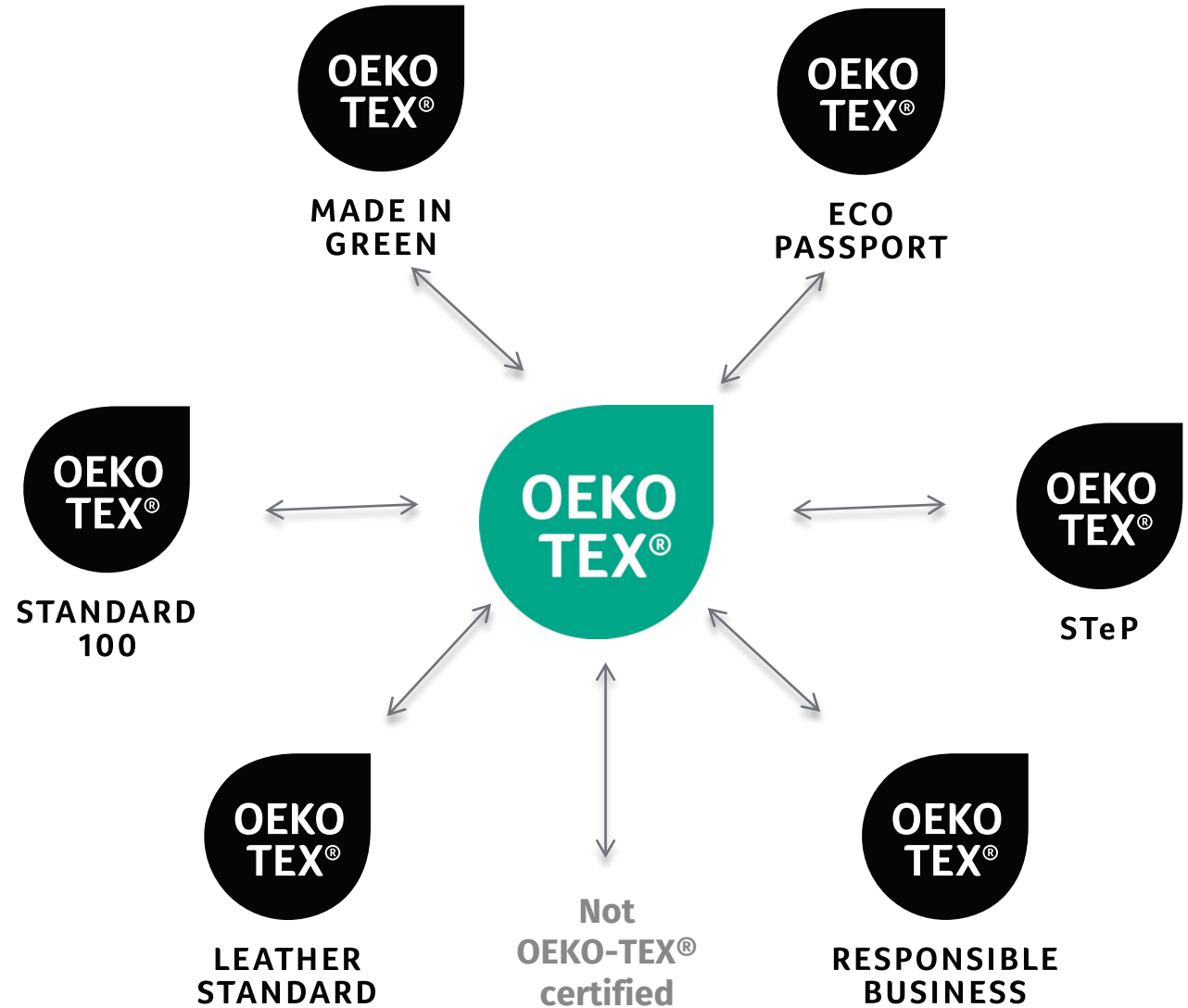
Product class ...

Start search

# Datos

## myOEKO-TEX®

- Editar listado de la guía de compras
- Descargar etiquetas
- Gestionar certificados OEKO-TEX®
- Visualice y evalúe la cadena de suministro
- Sistema de advertencia/recordatorio



# myOEKO -TEX®

## Iniciar sesión

1. Iniciar sesión en myOEKO -TEX®
2. Actualizar perfil y información de producto/marca
3. Descarga tu etiqueta OEKO-TEX®

Para obtener datos de inicio de sesión existentes, e-mail: [service-ot@hohenstein.com](mailto:service-ot@hohenstein.com)

Search Login Contact Downloads OEKO TEX® Menu

English (EN)

### Login myOEKO-TEX®

Please log in or register as a new customer to apply for OEKO-TEX® STANDARD 100, OEKO-TEX® LEATHER STANDARD or OEKO-TEX® ECO PASSPORT

Username  
Username

Password  
Password

Log in

Forgot password? Register as new customer

OEKO TEX® MADE IN GREEN for new customers only Apply

OEKO TEX® STeP for new customers only Apply

OEKO-TEX® DETOX TO ZERO for new customers only Apply

MADE IN GREEN STANDARD 100 LEATHER STANDARD STeP DETOX TO ZERO ECO PASSPORT LABEL EDITOR

# myOEKO-TEX®

## Perfil de empresa

Para mostrar en oeko-tex.com  
Guía de compra


- Iniciar sesión en myOEKO -TEX®
- Haga clic en 'Nombre de la empresa' y luego en Perfil de la empresa
- Haga clic en 'Editar'
- Haga clic en 'Cambiar imagen' para cargar el logotipo de la empresa
- Entrar el sitio web
- Seleccione 'Sí' para mostrar en la Guía de compra
- Haga clic en 'Almacenar cambios'

Bettina Brand AG ▾

< Certifications & Services **Company Profile** Suppliers & Requests

### Company Profile

**Marca Bettina AG** Customer number  
**C3GWREPH4S**



Bettina Brand AG  
Calle 1  
95701 Ciudad Bettina  
Portugal  
Correo electrónico:  
bettina@email.com  
Show this address in the OEKO-TEX® Buying Guide?

**Edit**

The first address comes from the master data that is connected with your OEKO-TEX® certificates and cannot be changed. You can deactivate the display of the address in the Buying Guide and indicate any further contact addresses.

Bettina Brand AG  
Calle 1  
95701 Ciudad Bettina  
Portugal  
Correo electrónico: bettina@email.com

Shall this address be displayed in the OEKO-TEX® Buying Guide?  Yes  No

**Add a new address**

**Web addresses:**  
Please separate multiple addresses with commas

**Delete image**

**Change image**

**Cancel** **Store changes**

# myOEKO-TEX®

## Sobre nosotros

- Haga clic en nombre de la empresa y luego en 'Perfil de la empresa'
- Haga clic en 'Crear sobre nosotros en un nuevo idioma'
- Seleccione el idioma
- Ingrese el perfil de la empresa
- Ilustrar texto insertando imágenes y formato de texto
- Haga clic en 'Almacenar cambios'

Bettina Brand AG ▾

< Certifications & Services **Company Profile** Suppliers & Requests

### Company Profile

**Bettina Brand AG**

### About us (company profile)

Create "About Us" in a new language

About us

Language

**B** *I* Format ▾

# myOEKO-TEX® Productos certificados

- Desplácese hasta 'Nuestros productos certificados' y haga clic en 'Editar'
- Especifique las categorías 'Nivel de producto' y 'Material'
- Añadir palabras clave para la búsqueda de la guía de compra
- Haga clic en 'Almacenar cambios'

Bettina Brand AG ▾

< Certifications & Services **Company Profile** Suppliers & Requests

### Our certified products for the entry in the Buying Guide

Labels

**Edit**

**Product level**

- Accessories ▾
- Commission business ▾
- End-user, ready made goods ▾
- End-user/ready made leather goods ▾
- Fabrics ▾
- Finished leather, Leather fibre board ▾
- Leather Accessories ▾
- Leather commission finishing business ▾
- Raw materials or semi-finished Items ▾
- Semifinished leather, Crust ▾

Please enter the key words in **English language** and separate them by commas

**Material**

- Pure fibre materials ▾
- Fibre blends ▾
- Inorganic Materials ▾
- Other materials (organic, etc.) ▾

Please enter the key words in **English language** and separate them by commas

Cancel **Store changes**

# myOEKO -TEX®

## Marcas certificadas

Agregar:


- Nombre de marca
- Contactos
- Logo
- Sitio web

Our certified brands for the entry in the Buying Guide

Creating a new trademark

Our certified brands for the entry in the Buying Guide

Creating a new trademark Close



formats: GIF, JPG, PNG  
max. image size: 5 MB

You must save the new trademark first, to upload a logo

Trademark name

Add a new address

**Web addresses**  
Please separate multiple addresses with commas

Cancel Store changes



# Propietarios de etiquetas – Descargue plantillas de etiquetas

- [myOEKO-TEX® Portal](#)
- Haga clic en: LABEL EDITOR
- Seleccione el certificado o el número de etiqueta
- Seleccione opciones de diseño, colores, código QR
- Formato de archivo: pdf, png , eps
- [Tutorial en vídeo](#)
- [Guía de etiquetado](#)

The screenshot shows the OEKO-TEX website's 'Label Editor' section. At the top, the OEKO-TEX logo is on the left, and navigation links for 'Company Name', 'English (EN)', and 'Company' are on the right. A horizontal menu contains 'MADE IN GREEN', 'STANDARD 100', 'LEATHER STANDARD', 'STeP', 'DETOX TO ZERO', 'ECO PASSPORT', and 'LABEL EDITOR', which is highlighted with a red box. Below the menu, the breadcrumb 'Label editor' is shown next to a home icon. The main heading is 'Your Labels'. A search bar with the placeholder 'Search by product ID or certificate number' is present. Below the search bar, it says '0 of 0 labels displayed'. There are three main content cards: 1. A large light blue card with a green plus sign icon and the text 'Design your first label', outlined with a red border. 2. A card titled 'Not sure how to start?' with an illustration of a person at a computer. The text below says 'We created a video tutorial explaining how to create labels and hangtags for all your OEKO-TEX® products.' and includes a button 'Start the video tutorial'. 3. A card titled 'Labelling guide' with an image of a person looking at a 'LABELLING-LEITFADEN 2021' document. The text says 'For more information about Product Labels and how to use them, please see the Labelling Guide.' and includes a button 'View labelling guide →'.



Hohenstein.LAT/OEKO-TEX