

2. OEKO-TEX® MADE IN GREEN Supplier Connection



2.1 Navigating the myOEKO-TEX® interface

Label Owners

2.2 Invite suppliers

2.3 Send supplier requests

2.4 Review supplier requests

2.8 View supplier details

2.9 Archive supplier

Suppliers

2.5 Invitation e-mail to supplier

2.6 Received requests

2.7 Supplier's confirmation and permissions

Company Overview

2.10 Supply chain visualization

2.11 Edit public company listing

2.12 Product Overview

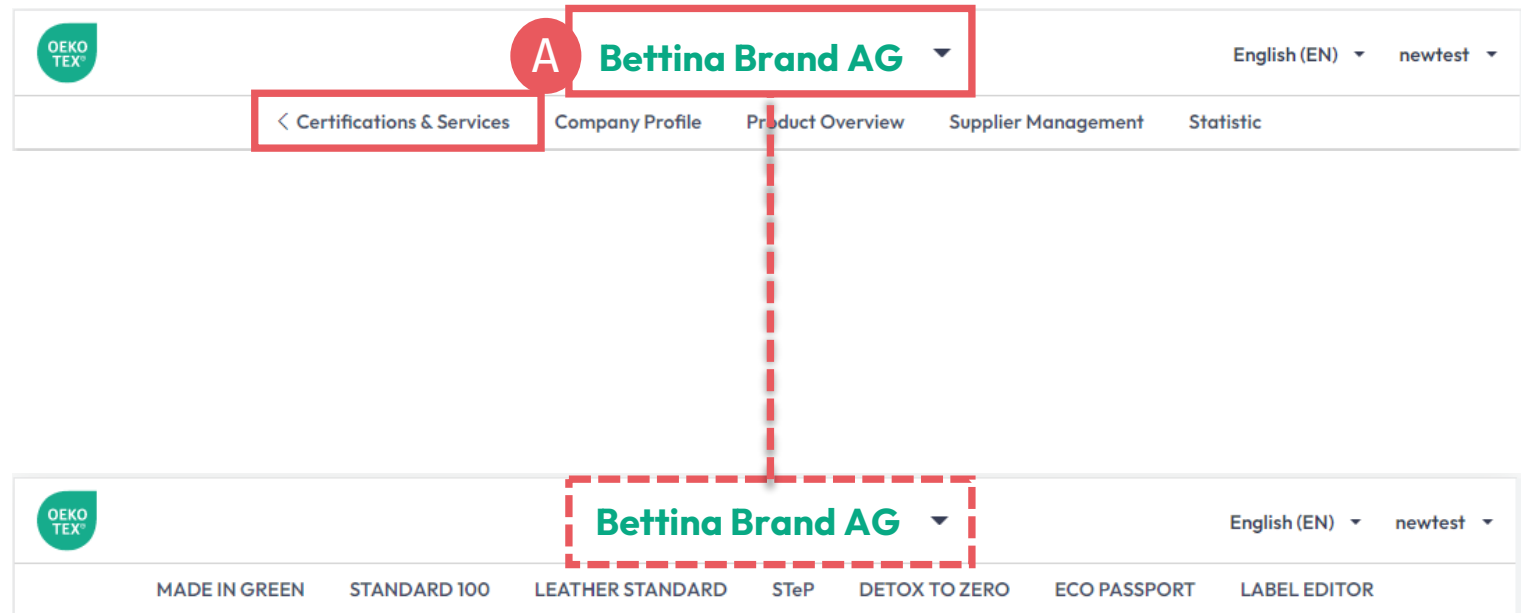
2.13 User management

2.14 User registration

2.1 myOEKO- TEX® Interface

A. Click on company name or “Certification & Services” to change between two menus

- **General Menu** – company overviews and supplier management
- **Product Menu** – OEKO-TEX® certification management



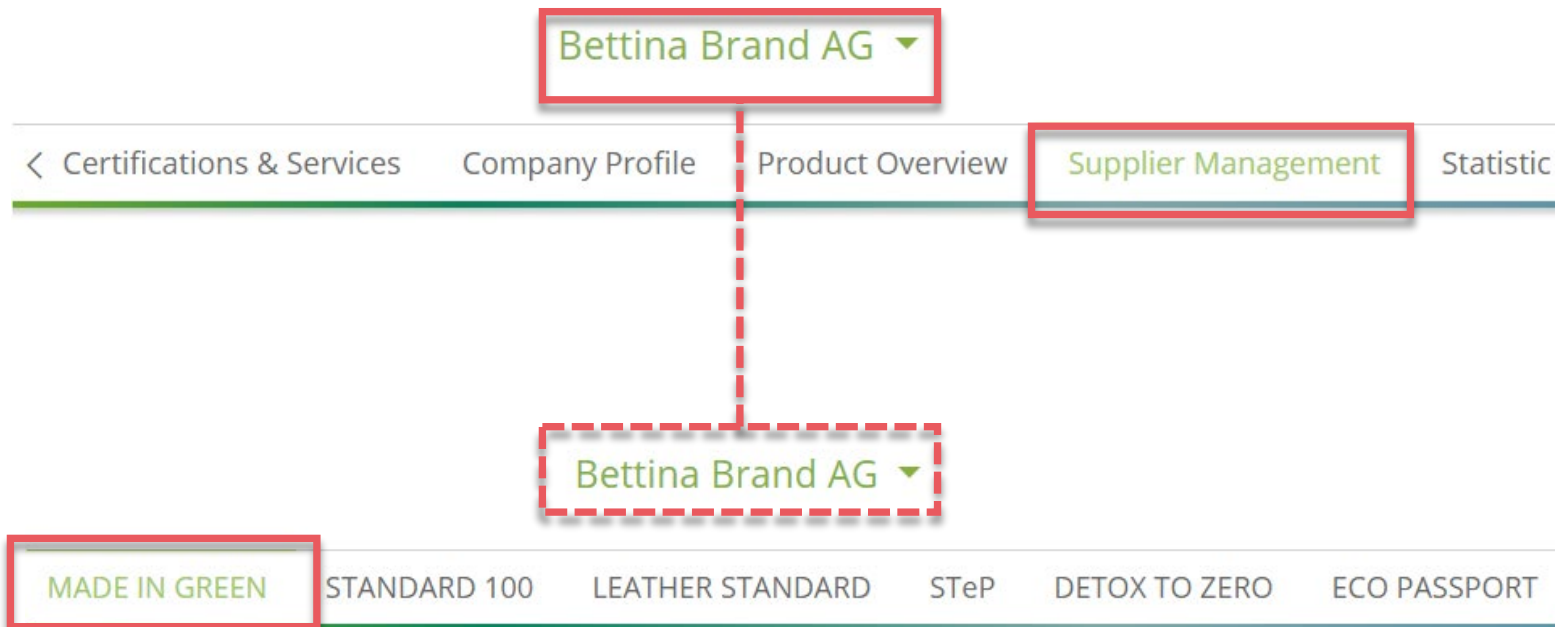
2.1.1 myOEKO- TEX® Interface - Menus

“Supplier Management” for
supplier connection

- [Search for suppliers](#)
- [Send and confirm](#) supplier requests
- [View supplier certificates](#)

“MADE IN GREEN” for article and
label management

- [Define articles and components](#)
- [Issue and renew](#) labels
- [Relabel](#)
- [Download label artwork](#)



2.2 Invite Suppliers

- A. Login into [myOEKO-TEX®](#)
- B. Click on company name to navigate to general Menu
- C. Click “Supplier Management”
- D. Click ‘Direct Suppliers’ tab
- E. Click ‘+Add Supplier’
- F. Search for suppliers via 3 options:
 1. [Certificate number](#)
 2. [Company data](#)
 3. [Pre-defined supplier list](#)

The screenshot shows the user interface for managing suppliers. At the top, the user is logged in as Bettina Brand AG (B). The navigation bar includes categories like MADE IN GREEN, STANDARD 100, LEATHER STANDARD, STeP, DETOX TO ZERO, and ECO PASSPORT. The main menu shows 'Supplier Management' (C) as the active section, with sub-tabs for 'Direct Suppliers' (D), 'Indirect Suppliers', 'Supplier Tree', 'Supplier Archive', and 'Alerts'. The 'Direct Suppliers' tab is selected, showing a '+ Add Supplier' button (E) and a 'Send email to direct suppliers' button. A modal window titled 'Add Supplier' is open, with a 'Back' button. It contains three search options: 1. 'Search supplier by ID' with a 'Certificate number' input field and a note: 'Enter a STeP or STANDARD 100 by OEKO-TEX® certificate number or a MADE IN GREEN by OEKO-TEX® label number to add a supplier directly to your chain.' 2. 'Search for suppliers based on address data' with a form for 'Company name *'. 3. 'Suppliers related via STANDARD 100 base certificates'.

2.2.1 Invite via Certificate Number

1 Add Supplier

[← Back](#)

Search supplier by ID [Buying guide](#)

A

TESTCERT-2-Betti1

Enter a STeP or STANDARD 100 or LEATHER STANDARD by OEKO-TEX® certificate number or a MADE IN GREEN by OEKO-TEX® label number to add a supplier directly to your chain.

B

Super Sweats AG

Enter the company name, matching the STANDARD 100 by OEKO-TEX® certificate number

C

[Send supplier request](#)

- A. Enter supplier's OEKO-TEX® certificate or MADE IN GREEN label number
- B. Enter company name exactly as it appears on the supplier's OEKO-TEX® certificate
- C. Click 'Send supplier request'

2.2.2 Invite via Company Data

2 Search for suppliers based on address data

Required fields are marked with *

A Company name *

Good Leggings AG

Street

City

B Country *

Austria

C

Search for supplier

Search results

D

Good Leggings AG

Street 2, 76074 City

E

Send supplier request

<<



<

1

- A. Enter company name
- B. Select supplier's country
- C. Click 'Search for supplier'
- D. Choose supplier from search results
- E. Click 'Send supplier request'

2.2.3 Invite via Base Certificate

3 Suppliers related via STANDARD 100 base certificates

Supplier 1	
Supplier 2	
Supplier 3	
Supplier 2	
Supplier 5	

A. View auto generated list of suppliers - related to your own OEKO-TEX® STANDARD 100 certificate - whom you have not yet contacted

B. Click 'Send supplier request'

2.3 Send Request

- A. Check system's email address for your supplier
- B. If necessary, enter additional addresses and click '+'
Hint: Add your own email address to receive a copy
- C. Optional, enter additional text to the email
- D. Click 'Ok' to send request

The screenshot shows a 'Send request' dialog box with a close button (X) in the top right corner. Below the title is a section for 'Additional text' with a text input field. Below this field is a note: 'This text will be included in the notification sent by the system.' Below the note is a line of text: 'This invitation will be sent to shirts@supersweats.com. If this is not your contact person, please enter additional email addresses below.' Below this text is a section titled 'The following email addresses will receive a copy of this request:' followed by a list of email addresses. The first email address is 'shirts@supersweats.com'. To the right of the list is a green button with a plus sign and the text '+ Add additional email'. At the bottom of the dialog box are two buttons: 'Cancel' (with an X icon) and 'Ok' (with a checkmark icon).

Annotations:

- A: A red circle with the letter 'A' is placed over the email address 'shirts@supersweats.com' in the text above the list.
- B: A red circle with the letter 'B' is placed over the first email address 'shirts@supersweats.com' in the list.
- C: A red circle with the letter 'C' is placed over the '+ Add additional email' button.
- D: A red circle with the letter 'D' is placed over the 'Ok' button.

2.4 Review Supplier Requests

- A. Go back to 'Direct Suppliers'
- B. Scroll to 'Sent Requests' section
- C. If necessary, click redo icon to resend the supplier request (button appears 1 hour after request was sent)

Direct Suppliers Indirect Suppliers Supplier Tree Supplier Archive Alerts

Add Supplier

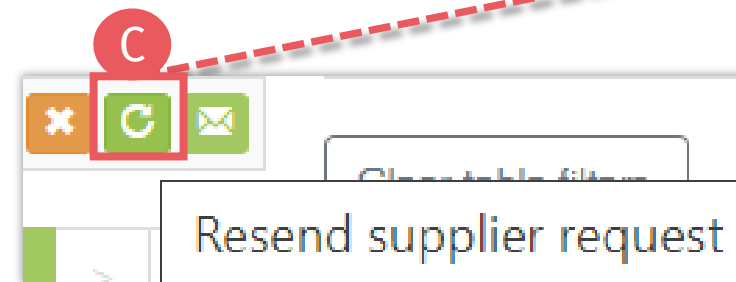
← Back

B

Sent Requests

✉ Contact filtered suppliers

Recipient	Status	Last Sent	Accepted on	Actions
Super Sweats AG	Pending	Feb 25, 2022		✕ 🔄 ✉



2.5 Invitation Email to Supplier

A. Supplier receives email from info@oeko-tex.com

B. Supplier

- Logs into their own [myOEKO-TEX®](#) account

- or -

- [Registers for a myOEKO-TEX® account](#)

Confirm Request

Dear Madam/ Sir,

Bettina Brand AG wants to add you as a supplier in their myOEKO-TEX® supply chain.

myOEKO-TEX® is the online customer platform for OEKO-TEX® services, certificates, and labels. The integrated supply chain management fosters transparency and enables brands, retailers, and manufacturers to keep their supply chain information up to date.

You can accept and/or edit the invitation - for free - within myOEKO-TEX®. After confirming, you will become part of Bettina Brand AG MADE IN GREEN by OEKO-TEX® supply chain.

If you already have your own myOEKO-TEX® account, please log into myOEKO-TEX® platform:

 LOGIN & CONFIRM

If you do not have a myOEKO-TEX® account yet, please create a free account:

 REGISTER

MADE IN GREEN by OEKO-TEX® is a traceable product label for textiles and leather that are sustainably produced and tested for harmful substances. For more information, please visit [MADE IN GREEN by OEKO-TEX®](#).

Invitation sender details:

- Company Name: Bettina Brand AG
- Address:
 - Bettina Brand AG
 - Street: Street 1
 - Postcode: 95701
 - City: City
 - Country: Austria
- MADE IN GREEN Dashboard Number: XYZ123

Your OEKO-TEX® member institute

2.6 Received Requests

- A. Login to [myOEKO-TEX®](#)
- B. [Click company name to switch between general and product menus](#)
- C. Click 'Supplier Management' then 'Direct Suppliers' tab
- D. Scroll to 'Received Requests' section to review incoming requests
- E. Click on pending request to expand options

The screenshot shows the myOEKO-TEX® interface. At the top, there are navigation tabs: MADE IN GREEN, STANDARD 100, LEATHER STANDARD, STeP, and DETOX TO ZERO. Below these is a breadcrumb trail: < Certifications & Services, Company Profile, Product Overview, and Supplier Management. The 'Supplier Management' tab is highlighted. Underneath, there are sub-tabs: Direct Suppliers, Indirect Suppliers, Supplier Tree, Supplier Archive, and Alerts. The 'Direct Suppliers' tab is selected. Below the sub-tabs, there is a 'Direct Suppliers' label and a '+ Add Supplier' button. The main content area is titled 'Received Requests' and contains a table with the following data:

Sender	Status	Last Received	Marked
Bettina Brand AG	Pending	Feb 25, 2022	

2.7 Supplier's Confirmation

All settings selected here are specific to this request.

- A. Select your suppliers who are relevant to this request
- B. Select your relevant STANDARD 100 certificate(s)
- C. Select public permission level
- D. Select supply chain permissions
- E. Accept the terms of use
- F. Click 'Accept and save request'

Received Requests

Sender	Status	Last Received	Marked
Bettina Brand AG	Pending	Feb 25, 2022	✓

Bettina Brand AG

Street 1

Post Code: 95701

City: City

Country: Austria

Please select the relevant suppliers for this contact:

- ✕ ImPrint, Inc
- ✕ Loops LTD

Please select relevant STANDARD 100 or LEATHER STANDARD certificate number for this contact:

- TESTCERT-2-Betti1

Please select the permission level to apply to this request.

Permission 2

B2B Website: Display company name, address, certifications, type of operations and STeP by OEKO-TEX@ scoring data - total and modular

B2C Website (End Customer): Display country, name and address of the facility, as well as type of operation

Contact sender

Mark this request for later review!

I accept the terms of use!

The Terms of Use can be found at:
[Terms-of-Use.pdf](#)

You are allowed to pass on my data up the supply chain

Release data of my entire supply chain

C Please select the permission level to apply to this request.

Please select the permission level to apply to this request.

Please select the permission level to apply to this request.

Permission 1

Permission 2

Permission 3

<p>Permission 1</p> <p>B2B myOEKO-TEX®</p> <ul style="list-style-type: none"> • Certifications • Operation type • Country 	<p>Permission 2</p> <p>B2B myOEKO-TEX®</p> <ul style="list-style-type: none"> • Certifications • Operation type • Company name & address • STeP scores 	<p>Permission 3</p> <p>B2B myOEKO-TEX®</p> <ul style="list-style-type: none"> • Certifications • Operation type • Company name & address • STeP scores, audit report
<p>B2C Label Check</p> <ul style="list-style-type: none"> • Operation type • Country 	<p>B2C Label Check</p> <ul style="list-style-type: none"> • Operation type • Company name & address 	<p>B2C Label Check</p> <ul style="list-style-type: none"> • Operation type • Company name & address

D You are allowed to pass on my data up the supply chain

Release data of my entire supply chain

2.7.1 Public Permission Levels

- C. Choose level of data displayed on:
- B2B: myOEKO-TEX® Platform
 - B2C: oeko-tex.com Label Check
- D. Release data for further supply chain linking
- Release your own data
 - Release your supply chain's data

2.8 View Supplier Details

Note: One time auto-archive:
All suppliers with expired requests
were archived on 01/2022.

- A. Go to 'Supplier Management' and 'Direct Suppliers' tab to view supplier list
- B. Click on supplier's company name to view details:
 1. Permission level and sharing access confirmed by supplier
 2. Depending on permission level: STeP certificate: number, validity, scope, scoring, supporting institute

The screenshot shows the 'Supplier Management' page for Bettina Brand AG. The 'Direct Suppliers' tab is selected. A table lists suppliers, with 'Super Sweats AG' highlighted. Below the table, the details for Super Sweats AG are shown, including address, contact information, and STeP performance metrics. A red box highlights the 'Supplier Management' tab and the 'Direct Suppliers' tab. A red box highlights the 'Super Sweats AG' row in the table. A red circle with the number '2' is placed over the STeP Performance table. A red circle with the number '1' is placed over the 'Permissions' section.

Bettina Brand AG ▾

< Certifications & Services Company Profile Product Overview **Supplier Management** Statistic

Direct Suppliers Indirect Suppliers Supplier Tree Supplier Archive Alerts

Direct Suppliers + Add Supplier Send email to direct suppliers Export to Excel

Filter (Displaying 5 of 5 suppliers.)

Name	Address	Country	Institute	Certifications	STeP Performance	Type(s) of Operation	Relevancy
Super Sweats AG	Street 22, 33901 City	Austria	HTTI	STeP, STANDARD 100		F: Making up of textile products	A

Super Sweats AG

Street 22

Post Code: 33901
City: City
Country: Austria

Institute: HTTI
Certifications: STeP, STANDARD 100
STeP Certificate: 19000000
Certificate Scope:
Making up of garments
STeP certificate is valid until: Apr 30, 2024

Permissions
You now have the following permissions:

B2B Website: Display company name, address, certifications, type of operations and STeP by OEKO-TEX® scoring data - total and modular
B2C Website (End Customer): Display country, name and address of the facility, as well as type of operation

STeP Performance: 60% (Level 2)		
Chemical Management	95%	(Level 3)
Environmental Performance	35%	(Level 2)
Environmental Management	33%	(Level 1)
Social Responsibility	88%	(Level 3)
Quality Management	45%	(Level 2)
Health and Safety	82%	(Level 3)

Direct Suppliers [+ Add Supplier](#)

[✉ Send email to direct suppliers](#)
[📄 Export to Excel](#)

Super Sweats AG

Street 22

Post Code: 33901
City: City
Country: Austria

STANDARD 100 or LEATHER STANDARD certificate number

Add certificate number

4

Certificate number	Valid to	Product class	Scope	Annex	GMO-free	Organic cotton	Recycling	Actions
<input type="text"/>		<input type="text"/>		<input type="text"/>	<input type="text"/>	<input type="text"/>	<input type="text"/>	
TESTCERT-2-Betti1	Nov 30, 2022	I	Ready-made garments produced from knitted fabric made of 100 % CO and CO in blends with PES and/or EL, CO/CMD, CV/EL white and piece-dyed, with or without allover pigment print, incl. accessories (sewing thread, embroidery, interlining, elastic, drawstring, PES and metal button, zipper, woven and printed label); produced by using materials certified according to STANDARD 100 by OEKO-TEX®.	Annex 6, 7	No	No	No	✕ Remove

3

[Clear table filters](#)

Showing items 1 to 1 of a total of 1 items

<< < 1 > >>

2.8.1 View Supplier Details (cont'd)

Depending on permission level:

- STANDARD 100 or LEATHER STANDARD certificate(s): number, validity, scope, testing details – annex, organic, recycling
- To display additional certificate(s) from this supplier in their overview, fill in the missing certificate number and click “Add certificate number”

2.9 Archive Suppliers

Inactive suppliers can be archived (but not deleted). Archived suppliers will no longer be displayed in the Supplier Tree.

- A. In direct suppliers list, click on supplier's name
- B. In supplier details, click 'Archive Supplier'
- C. Click 'OK' to archive supplier

Direct Suppliers Indirect Suppliers Supplier Tree Supplier Archive Alerts

Direct Suppliers + Add Supplier Send email to direct suppliers Export to Excel

Filter (Displaying 5 of 5 suppliers.)

Name	Address	Country	Institute	Certifications	STeP Performance	Type(s) of Operation	Relevancy
Good Leggings	Street 2, 76074 City	Austria	HTTI	STeP STANDARD 100		F: Making up of textile products	A

Good Leggings Show supplier KPIs

Street 2

Post Code: 76074
City: Town
Country: Austria

Institute: HTTI

Permissions

You now have the following permissions:

B2B Website: Display company name, address, certifications, type of operations and STeP by OEKO-TEX® scoring data - total and modular

B2C Website (End Customer): Display country, name and address of the facility, as well as type of operation

Contact supplier Archive supplier

Do you want to archive the supplier?

By archiving your supplier, you signal that you no longer have a business relationship with that supplier. Therefore, the connection to your supplier will be disconnected on the myOEKO-TEX® platform. The supplier will no longer appear in your Direct Supplier list and in your Supplier Tree.

Please note that archiving of this supplier has no effect on existing articles or labels.

Are you sure you want to archive your supplier?

Cancel Ok

[Direct Suppliers](#) [Indirect Suppliers](#) [Supplier Tree](#) [Supplier Archive](#) [Alerts](#)

Direct Suppliers

[+ Add Supplier](#)[✉ Send email to direct suppliers](#)[📄 Export to Excel](#)**Sent Requests**[✉ Contact filtered suppliers](#)

Recipient	Status	Last Sent	Accepted on	Actions
<input type="text"/>	All ▾			
Super Sweats AG	Accepted	Feb 1, 2022		✕ ↻ ✉
Good Leggings AG	Archived	Nov 22, 2019	Nov 26, 2019	

2.9.1 Review Archived Requests

- Stay in 'Direct Suppliers' tab
- View 'Sent Requests' section

Supplier requests are automatically archived when the supplier is archived.

Archived Suppliers

Name	Address	
Good Leggings AG	Street 2, 76074 City	Undo archiving of supplier

Showing items 1 to 1 of a total of 1 items

<< < 1 > >>

Do you want to undo the archiving of the supplier?

If you have resumed to work with this supplier, please send a new supplier request by clicking "Ok". This request must be confirmed by your supplier in order to reconnect and appear in your Direct Supplier list and in your Supplier Tree.

Are you sure you want to reconnect with your archived supplier?

Additional text

This text will be included in the notification sent by the system.

This invitation will be sent to *john.doe@example.com*. If this is not your contact person, please enter additional email addresses below.

The following email addresses will receive a copy of this request:

[+ Add additional email](#)[✕ Cancel](#)[✔ Ok](#)

2.9.2 Review Archived Supplier

- In 'Supplier Management', click 'Supplier Archive'
- Review all archived suppliers, including company details
- To reactivate an archived supplier, click 'Undo archiving of supplier'
- Click "Ok" to resend the supplier request

2.10 Supply Chain Visualization

- A. Click company name to switch between menus
- B. Click 'Supplier Management'
- C. Click 'Supplier Tree' tab
- D. Review direct suppliers in first row
- E. Review indirect suppliers
- F. Click your company in the tree to evaluate suppliers according to their OEKO-TEX® STeP score – overall or by module

The screenshot displays the 'Supplier Management' interface for Bettina Brand AG. The navigation bar includes 'Certifications & Services', 'Company Profile', 'Product Overview', and 'Supplier Management'. The 'Supplier Tree' tab is selected, showing a hierarchical view of suppliers. The top-level node is 'Bettina Brand Austria' with a 60% STeP score. Below it are four direct suppliers: 'Good Jeggings AG Austria' (67%), 'Super Sweats Austria' (60%), 'Comfort Pants AG Austria' (66%), and 'Perfect Shirts AG Austria' (46%). Under 'Super Sweats Austria', there are two indirect suppliers: 'ImPrint, Inc Pakistan' and 'Loops LTD Germany'. Under 'Perfect Shirts AG Austria', there is one indirect supplier: 'Filamina GmbH Austria'. A detailed view of 'Bettina Brand Austria' is shown on the right, displaying a 60% STeP score and a list of modules: Quality Management, Chemical Management, Environmental Performance, Social Responsibility, Quality Management (selected), and Health and Safety.

2.11 Edit Public Company Listing

For display on oeko-tex.com Label Check and Buying Guide

- A. Click company name to switch between menus
- B. Click 'Company Profile' & 'Edit'
- C. Click 'Change image' to upload logo
- D. Enter company website in 'Web-link' for Label Check
- E. Enter company website for Buying Guide
- F. Add additional mailing address for Buying Guide, if desired
- G. Select 'Yes' to show in Buying Guide
- H. Click 'Store changes'

Bettina Brand AG

< Certifications & Services **Company Profile** Product Overview Supplier Management Statistic

Company Profile

Bettina Brand AG Customer number C7C44YLML1

Bettina Brand AG
Street 1
95701 City
Austria
Email: info@bettinabrand.com

Show this address in the OEKO-TEX® Buying Guide? Yes

Edit

The first address comes from the master data that is connected with your OEKO-TEX® certificates and cannot be changed. You can deactivate the display of the address in the Buying Guide and indicate any further contact addresses.

Bettina Brand AG
Street 1
95701 City
Austria

Phone
Email: info@bettinabrand.com

Shall this address be displayed in the OEKO-TEX® Buying Guide? Yes No

Logo web link:
This link will be added to your logo.

Add a new address

Web addresses:
Please separate multiple addresses with commas

Cancel Store changes

Company Profile

Bettina Brand AG

About us (company profile)

B

Create "About Us" in a new language

About us


Close

C

Language

Please select ▾

D

B *I*           Format ▾

E

Cancel

Store changes

2.11.1 Company Profile – About Us

For display on [oeko-tex.com](https://www.oeko-tex.com) Buying Guide

- A. Click 'Company Profile'
- B. Scroll to 'About us' section
- C. Click 'Create About Us in a new language'
- D. Select language (this version will be displayed if corresponding language is selected on [oeko-tex.com](https://www.oeko-tex.com))
- E. Enter company profile
- F. Click 'Store changes'

A Our certified products for the entry in the Buying Guide

Labels

B

Edit

C

Product level

- Accessories
- Commission business
- End-user, ready made goods
- End-user/ready made leather goods
- Fabrics
- Finished leather, Leather fibre board
- Leather Accessories
- Leather commission finishing business
- Raw materials or semi-finished Items
- Semifinished leather, Crust

Please enter the key words in **English language** and separate them by commas

Material

- Pure fibre materials
- Fibre blends
- Inorganic Materials
- Other materials (organic, etc.)

Please enter the key words in **English language** and separate them by commas**D**

Cancel

Store changes

2.11.2 Company Profile – Products

For display on [oeko-tex.com](https://www.oeko-tex.com) Buying Guide

- Scroll to ‘Our certified products’ section
- Click ‘Edit’
- Specify ‘Product level’ and ‘Material’ (to help buyers search for your company)
- Click ‘Store changes’

A Our certified brands for the entry in the Buying Guide

B Creating a new trademark

Creating a new trademark Close

C

Trademark name

Add a new address

D

formats: GIF, JPG, PNG
max. image size: 5 MB

You must save the new trademark first, to upload a logo

Web addresses
Please separate multiple addresses with commas

E

Cancel Store changes

2.11.3 Company Profile – Trademark

For display on [oeko-tex.com](#) Buying Guide

- Scroll to 'Our certified brands' section
- Click 'Creating a new trademark'
- Enter legally registered 'Trademark name' for your product(s) - only if legally trademarked by your company
- If different from the company details, upload logo and enter website specific to this trademark
- Click 'Store changes'

2.12 Product Overview

For overview of current product(s) owned by your company

- A. Click company name to switch between menus
- B. Click 'Product Overview'
- C. If applicable, review list/status of your:
 - OEKO-TEX® certificates
 - MADE IN GREEN labels

Bettina Brand AG ▾

< Certifications & Services Company Profile **Product Overview** Supplier Management Statistic

Product Overview

STANDARD 100 by OEKO-TEX®

Certificate number	Valid to	Product class	Institute	Scope
<input type="text"/>		<input type="text"/>	<input type="text"/>	
TESTCERT-2-Betti0	Jul 16, 2022	I	HTTI	Women's hooded sweatshirt made of cotton/spandex brushed fleece produced by using materials certified according to STANDARD 100 by OEKO-TEX®.

 Showing items 1 to 1 of a total of 1 items << < 1 > >>

MADE IN GREEN by OEKO-TEX®

Label number	Status	Valid from	Valid to	Institute	Article
<input type="text"/>				<input type="text"/>	<input type="text"/>
M21K45515	VALID	2022-02-08	2023-02-08	HTTI	Tank Tops Summer 2022
M21K44959	VALID	2022-02-01	2023-02-01	HTTI	Hooded Sweatshirt

 Showing items 1 to 2 of a total of 2 items << < 1 > >>

2.13 User Management

- A. Click on your company name in the in upper right-hand corner
- B. Click 'User management'
- C. View active users list
- D. Add a new user to company's myOEKO-TEX® account
 1. Click 'Invite user'
 2. Enter email address
 3. Click 'Invite'
 4. View details of sent invitation
- E. Unconfirmed invitations can be revoked, if necessary

Bettina Brand AG

English (EN) Bettina Brand AG

< Certifications & Services Company Profile Product Overview Supplier Management Statistic

User management
Sign out

C Users

Username	Last login	Date joined
bettina@bettinabrand.com	Jan 25, 2022, 9:12:22 AM	Aug 17, 2021, 11:55:44 AM
marketing@bettinabrand.com	Jan 15, 2022, 4:55:50 PM	Aug 17, 2021, 9:37:02 AM
bettinabrand		Jan 27, 2014, 1:21:16 PM

+ Invite user

Invite user

Please enter the e-mail address you want to send the invitation to.

Please be aware that by doing this, you are granting them full permissions over your company's account at MyOEKO-TEX®.

sales@bettinabrand.com

Invite

Invitations

E-Mail	Invited by	Invited on	Revoke
sales@bettinabrand.com	bettinabrand	Se	Revoke invitation

Revoke invitation?

Are you sure you want to revoke your invitation to this user?

Cancel Revoke

2.14 User Registration

- A. New user receives email 1 from info@oeko-tex.com
- B. Click 'Accept invitation'
- C. Receive confirmation email 2
- D. Click 'Complete registration' within 24 hours
 - Enter new password
 - Click "Set new password"
- E. Receive confirmation email 3
- F. Log into [myOeko-TEX®](#) company account

MyOeko-TEX® Invitation

You have been invited by b.turner@bettinabrand.com to join the company Bettina Brand AG at MyOeko-TEX®. Please follow the link below to accept the invitation.

Accept invitation

MyOeko-TEX® User Registration

The registration at MyOeko-TEX® for your company Bettina Brand AG is almost complete.

Please follow the link below to complete your registration and set a password for your account. The link is valid for the next 24 hours.

In case you did not request this you can safely ignore this email.

Complete registration

Set password

Please enter your new password.

Enter your new password

.....

Confirm your new password

.....

Set new password

MyOeko-TEX® User Registration

Thank you for your registration at MyOeko-TEX® for your company Bettina Brand AG!

From now on, you can always log in on the login page using the password you just set.

Log in

Registration complete

Your registration is completed. You may go ahead and log in now.

Log in

MADE IN GREEN Links

Technical Manuals

1. [Application](#)
2. [Connection](#)
3. [Article definition](#)
4. [Label preparation](#)
5. [Label renewal](#)
6. [Relabel](#)
7. [Advertising label](#)

B2B

- [Standard \(EN\) / DE / ZH](#)
- [Implementation Examples](#)
- [myOEKO-TEX® Login](#)
- [myOEKO-TEX® Quickstart Guide \(EN\) / ES](#)
- [Infosheet \(EN\) / DE](#)
- [OEKO-TEX® Buying Guide](#)
- [Labelling Guide / ES / ZH](#)

Questions?

mig@hohenstein.com

B2C

- [OEKO-TEX® Label Check](#)
- [Guide: Label Check / ES](#)
- [OEKO-TEX® Buying Guide](#)



HOHENSTEIN